



Purity and Prayer  
Rhymes

By Aameena bint Abdur Rahman



[www.sacredknowledgeforkids.com](http://www.sacredknowledgeforkids.com)

Copyright @ Ameena Ansari  
All rights reserved

*3<sup>rd</sup> edition*

Last Revised December 2017

Rabial Awwal 1438



# In the Name of Allah, The Most Merciful, The Especially Merciful



This collection of “Purity and Prayer Rhymes” is meant as a fun introduction to Fiqh Concepts before the age of accountability.

The poems that follow are not a substitute for a full fiqh text. Mature concepts are not covered. They do contain basic minimum requirements for validity of prayer in accordance with the Hanafi Madhab:

- Fardh of Wudhu
- Breakers of Wudhu
- Basics of Tahara (mentions najasa in the poem, explains details in the Appendix)
- Fardh of Prayer
- Wajib of Prayer
- Sajda of Forgetfulness
- Breakers of Prayer

We pray Allah SWT grants us sincerity, accepts this work, and makes it a source of enjoyment and guidance for our children. Aameen.

In the Name of Allah, The Most Merciful,  
The Especially Merciful




*Assalaamu Alaikum wa Rahmatullahi wa Barakathu,*

*Dearest Parents,*

*Like many Muslims, I learned the basics of Fiqh as an adult. Alhamdulillah, I am fortunate that I live in an area rich with qualified teachers. After studying with Imam Tahir Anwar and Ustadha Shamira Chotia Ahmed, I was excited to pass on what I had learned to young children so perhaps they would get a head start in the knowledge that I didn't.*

*In the summer of 2012, I was invited to teach a group of young girls the basics of Purity and Prayer.*

*Knowing the girls, the youngest of whom was 6 years old, would not enjoy Fiqh as it was traditionally taught, I composed a poem based (mainly) upon "The Absolute Essentials of Islam" compiled by Shaykh Faraz Rabbani. However, all the information in that compilation is not contained in the poems.*



*The poems were not meant for serious study, but as a fun introduction to fiqh concepts. I supplemented the poems with handouts, discussions and in later classes, crafts. Fiqh can be a dry subject, but the girls seemed to actually enjoy reading the poems aloud in class. The rhyme also made the material easy to memorize for those who wished to do so.*

*I am not an 'Alimah. The aspects of Fiqh have been checked for accuracy by my Fiqh Teachers Imam Tahir and Ustadha Shamira. May Allah bless them for their generosity with their time. They spent many hours reviewing the poems via email piece by piece over a period of months.*

*Please do not alter the poems in any way, as they are considered accurate and complete as is. Instead, I encourage you to contact me via Sacred Knowledge for Kids with suggestions for improvements.*

*I humbly request your duas for acceptance by Allah (swt), and kindly request duas for my teachers, without whom I would be lost.*

*Jazakullah Khayr.*

*Wasalaam*

*Ameena Ansari (Umm Qaasim)*

<http://www.sacredknowledgeforkids.com/contact.html>

In the Name of Allah,  
The Most Merciful,  
The Especially Merciful



Wudhu Rhymes  (Fardh of Wudhu)


Three parts to wash, and one part to wipe  
And they are each of a different type

The one part you wipe, is your head  
So don't try to wash your head instead!

Face, arms and feet- it is very true  
You must wash them to make wudhu.

When you wash, here is the difference  
The water must drip in this instance

First face, then arms, then head, then feet  
The Fardh of wudhu are now complete



To wash your face, all must be wet  
Do it right and you're all set

From top of forehead, to bottom of chin  
Do it right, and you will win

From one earlobe to the other  
Tell your sister and your brother

If all is wet, then all is good  
You did it like the Prophet would!

Wash hands and arms, all must be wet  
Do it right and you're all set

Include your elbow, it must be wet  
Do it right and you're all set

A fourth of your head above the ears  
Is what you wipe so have no fears!

Include the ankles when you wash your feet  
Now all the essentials are complete.

In the Name of Allah,  
The Most Merciful,  
The Especially Merciful



## Wudhu Rhymes Actions that Break Wudhu

Know there are things that break your wudhu,  
Like when najasa or air comes out of you!  
Every time this happens to you,  
Please make sure to repeat your wudhu!

When you're praying you're talking to Allah,  
Laughing quietly will break your Salah.  
But while you're praying it's also true,  
Laughing aloud will break your wudhu!

Wudhu puts you in a purified state,  
You know what's happening when you're  
awake,  
But if you happen to lie down to sleep,  
Repeat your wudhu your state to keep.



In the Name of Allah,  
The Most Merciful,  
The Especially Merciful




Tahara Rhymes

If you make wudhu in a perfect way,  
The Prophet will know you on Judgment Day.  
Your limbs will shine and he will know,  
It's because of wudhu your face does glow!

If you have very little water,  
Whether you're a son, or a daughter,  
Your face, your arms, your head, your feet,  
The Fardh of wudhu are now complete.

If the Fardh are done in a perfect way,  
To Allah Most High, now you can pray.  
If you miss face, arms, head or feet,  
Then your wudhu is incomplete!



But if you have enough of water,  
Whether you're a son, or a daughter,  
Then of course it's nothing new,  
You should do a complete wudhu.


~

There are some things that stick to your skin,  
The water just rolls and can't get in.  
If this ever happens to you,  
Please clean it off before making wudhu!

If some najasa gets onto you,  
You truly don't have to repeat your wudhu!  
Just wash it off, up to three times,  
Aren't you glad this lesson rhymes?

If najasa is there, but you can't really see,  
Then you must always wash it times three!  
After you do, there's no need to doubt,  
That all the najasa is already out.

In the washroom you take care of your need,  
Wipe, wash, wipe is best indeed.  
In the washroom you take care of your need,  
Wearing slippers is best indeed.



In the Name of Allah,  
The Most Merciful,  
The Especially Merciful

Salah Rhymes  (The Fardh of Prayer)  
Conditions before Prayer

Before I can even start to pray  
I have to be sure it's the right time of day

Purify my body, my clothes, and my space,  
Girls cover all, but hands, feet and face

But for the boys, it happens to be  
Right below the navel to right below the knee

Toward the Qibla I turn my chest and heart  
I make the intention to pray before I start

I stand and say "Allahu Akbar" Allah is  
GREAT!

In the Name of Allah,  
The Most Merciful,  
The Especially Merciful

Salah Rhymes  (The Fardh of Prayer)  
Integrals within Prayer

Now we come to the bones of the prayer  
But it is only the very first layer

*If you forget any of these,  
Repeat the entire prayer please!*

All of us must stand, and I truly can  
I must recite one verse of Qur'an  
but I do not recite it behind the Imam!

I must bow to the Lord of the Worlds  
I must prostrate to the Maker of boys and  
girls

I must sit at the final sitting  
As long as tashahhud to do Allah's bidding

*If you forget any of these,  
Repeat the entire prayer please!*



In the Name of Allah,  
The Most Merciful,  
The Especially Merciful

Salah Rhymes  (The Wajib of Prayer)  
Part I: What you say


Now we come to the flesh of the prayer  
But it is only the second layer

*If you forget any of these,  
Do a special prostration please!*

There are things that you say, and things that  
you do.  
And the way that you do them, is important  
too.

For a Fardh prayer, these are the rules  
For a Fardh prayer, these are the tools

Al Fatiha is one of the surahs you say  
In the first 2 rak'ahs recite it when you pray



A Surah or 3 verses is also what you say  
In the first 2 rak'ahs recite it when you pray

For Sunnah and Witr, these are the rules  
For Sunnah and Witr, these are the tools

Al Fatiha is one of the surahs you say  
In EVERY rak'ah, recite it when you pray

A Surah or 3 verses is also what you say  
In EVERY rak'ah, recite it when you pray

In the second and last Rak'ah  
Sit and say tashahhud for Allah

Remember when you're praying your Salah  
You are really talking to Allah

And say two salaam when your prayers end  
To people, the Imam, and angels intend

*If you forget any of these,  
Do a special prostration please!*



In the Name of Allah,  
The Most Merciful,  
The Especially Merciful

Salah Rhymes  (The Wajib of Prayer)  
Part 2: How you recite

How you recite is something you do  
How you recite is important too

To recite aloud means others can hear  
When you do your prayers, you have nothing  
to fear

To recite quietly means only you can hear  
When you do your prayers you have nothing  
to fear

In Fajr, Maghrib, Isha: Qur'an is recited  
aloud  
The Imam only, but not the crowd (*followers*)

And for all five prayers behind the Imam  
You recite everything except the Qur'an

A girl recites quietly when praying alone  
Allah made it easy for her to pray at home

For Fajr, Maghrib, Isha: boys have a choice  
To recite in a loud or quiet voice

The choice is when they're praying alone  
But the masjid is better than praying at home

*If you forget any of these,  
Do a special prostration please!*



In the Name of Allah,  
The Most Merciful,  
The Especially Merciful

Salah Rhymes  (The Wajib of Prayer)  
Part 3: Postures of Prayer

The postures of prayer are something you do  
The postures of prayer are important too

Make two prostrations in each Rak'ah  
In prostration, you're closest to Allah

Between your prostrations, for a moment be  
still  
To be calm and peaceful is Allah's will

After you bow, for a moment be still  
To be calm and peaceful is Allah's will

You should sit in the second Rak'ah  
Allah will ask you about your Salah

How long should your sitting be?  
The length of Tashahhud for you and me

*If you forget any of these  
Do a special prostration please!*



In the Name of Allah,  
The Most Merciful,  
The Especially Merciful

Salah Rhymes 

### The Prostration of Forgetfulness

How do you do the special prostration?  
I will give you an explanation!


You do it all at the final sitting  
First say tashahhud from the beginning

One salaam to the right, then 2 prostrations  
Is the shortest explanation!

After the prostrations you remain sitting  
Then again start tashahhud from the  
beginning

Then as always durood and dua  
Ending with salaams completes the salah

Now that you know it Alhamdulillah  
Now you can do it Masha Allah.



In the Name of Allah,  
The Most Merciful,  
The Especially Merciful

Salah Rhymes   
Actions that Break the Prayer

Know there are things that break your Salah  
So have good manners when you pray to  
Allah

*If you do any of these,  
Start your prayer over please!*

Your only movement should be the prayer,  
Moving too much means you don't care!

You shouldn't talk, you shouldn't eat  
The King of Kings is the one you meet

Do not moan and do not cry  
Keep your heart with Allah Most High

Do not cough, or change direction  
You are under Allah's protection

Recite by heart and not a book  
The place of sajda is where you look

Recite correctly with all your heart  
Allah and you will never part








References:

- ❖ ***The Absolute Essentials of Islam***  
Compiled by Faraz Fareed Rabbani  
based upon Shaykh Amin Jundi's  
***Islah 'Ilm al-Hal***
  
- ❖ ***Ascent to Felicity***  
Imam Hasan Shurunbulali
  
- ❖ ***Nur al Idah***  
Imam Hasan Shurunbulali





Oh Allah,  
Help me to remember You,  
to be grateful to You,  
and to worship You  
in an excellent manner.

Aameen.

Abu Dawud